

Patriotic Key Ring Decoration


Supplies:

- 1 Yard of Cord
- 1 Lanyard Hook
- Tacky Glue
- Blue Pony Beads
- Red Pony Beads
- White Pony Beads



1

Tie the middle of the cord to lanyard hook. Stiffen the ends of the cord with white glue. Let dry.



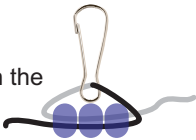
2

Choose your pattern. Using the pattern as a guide, lace the first row of pony beads on the left hand cord.



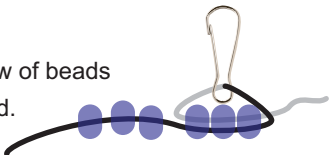
3

Lace the right hand cord through the same beads in the opposite direction. Pull snug.



4

Lace the second row of beads on the left hand cord.



5

Lace the right hand cord through the same beads in the opposite direction. Pull snug.



6

Continue in this manner until you have completed the pattern. Tie the cords together with a double knot. Put a dab of glue on the knot. Let dry. Trim.

