

Beaded Gecko

Supplies:

- 1½ Yards of Cord
- 1 Lanyard Hook
- Tacky Glue
- 22 Green Pony Beads
- 21 Orange Pony Beads
- 2 Blue Pony Beads




Stiffen the ends of the cord with white glue. Let dry. Lace on two pony beads and the lanyard hook.




Lace the right hand cord through the two pony beads in the opposite direction. Pull snug.




Lace three pony beads on the left hand cord. Lace the right hand cord through the three pony beads in the opposite direction. Pull snug.



Lace three pony beads on the left hand cord. Lace the right hand cord through the beads in the opposite direction. Pull snug.




Lace one pony bead on the left hand cord. Lace the right hand cord through the pony bead in the opposite direction. Pull snug.



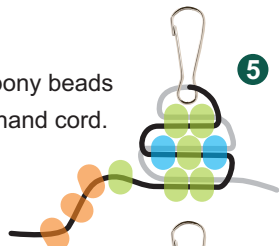
Repeat for the next row with two beads.




Repeat for the next row with two beads.



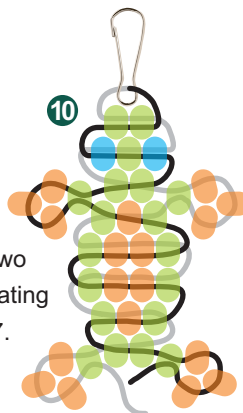
Lace four pony beads on the left hand cord.



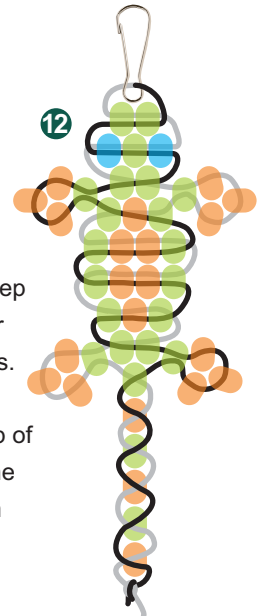
Loop the lacing cord around and lace it back through the first bead. Pull snug.



Make back two legs by repeating steps 6 and 7.



Repeat step 11 for four more rows. Tie off. Add a dab of glue on the knot. Trim



Repeat Step 6 for the right hand side.

