



Washcloth Soap Pouch

Supplies to Make 4 Pouches:

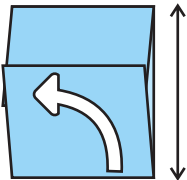
- 2 Washcloths in contrasting colors
- Sewing Machine or Needle and Thread
- Fabric Scissors
- Fabric Glue



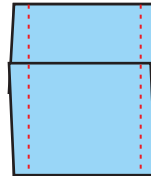
Cut two 4½” strips from both washcloths.



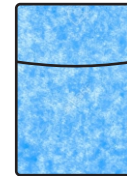
Fold down 3” from the top, right sides together.



Fold up the bottom so overall height is 4½”. Pin or press in place.



Stitch ¼” from edge on both sides.



Turn right-side out.

Repeat for 3 other strips. Use scraps to cut out designs using the patterns at the right. Glue on to pouch.

