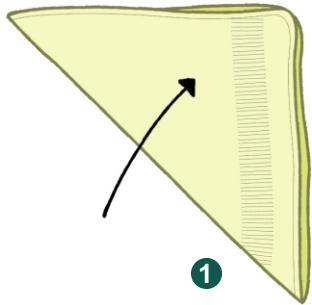
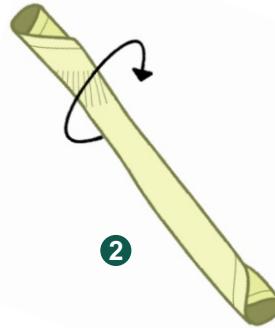


Folded Washcloth Owl

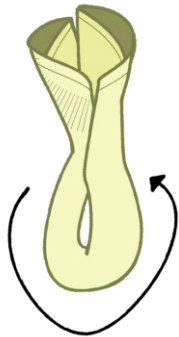
- Supplies:** 11"-12" Washcloth
Rubberband
2 Black 1/2" Pom Poms
or Wiggle Eyes
Baker's Twine or Other Cord
Bar of Soap




1
Fold washcloth in half diagonally.



2
Roll tightly along the long edge to the point.



3
Fold in half.



4
Fold down each side as shown and rubber band securely to define head and wings.



5
Push pom poms or wiggle eyes into the folds for the eyes.

Cut a 1 yard piece of baker's twine, wrap around the neck several times to hide the rubber band. Then wrap several times around the soap and finish with a bow.

